

FY 2025 PHYSICAL PLAN


Department : State Universities and Colleges (SUCs)
Agency/Entity : Southern Luzon State University
Operating Unit : < not applicable >
Organization Code (UACS) : 08 041 0000000

Particulars	UACS CODE	Current Year Accomplishments			Physical Target (Budget Year)					Variance	Remarks
		Actual January 1 - September 30	Estimate October 1 - December 30	Total	Total	1st Quarter	2nd Quarter	3rd Quarter	4th Quarter		
1	2	3	4	5=3+4	6=7+8+9+10	7	8	9	10	11	12
HIGHER EDUCATION PROGRAM	310100000000000										
Outcome Indicator(s)											
1. Percentage of first-time licensure exam takers that pass the licensure exams		86% (838/979)		86%	60.00%	NA	30%	NA	30%	-26%	
2. Percentage of graduates (2 years prior) that are employed		49% (739/1,501)	1% (16/1,501)	50%	50.00%	NA	15%	NA	35%	0%	
Output Indicator(s)											
1. Percentage of undergraduate students enrolled in CHED-identified and RDC-identified priority programs		62% (10,098/16,378)	NA	62%	52.00%	NA	NA	52%	NA	-10%	
2. Percentage of undergraduate programs with accreditation		88% (35/40)	NA	88%	65.00%	NA	65%	NA	NA	-23%	
ADVANCED EDUCATION PROGRAM	320100000000000										
Outcome Indicator(s)											
1. Percentage of graduate school faculty engaged in research work applied in any of the following:		43% (18/42)	NA	43%	35.00%	NA	NA	35%	NA	-8%	
a. pursuing advanced research degree programs (Ph.D.) or											
b. actively pursuing within the last three (3) years (investigative research, basic and applied scientific research, policy research, social science research) or											
c. producing technologies for commercialization or livelihood improvement or											
d. whose research work resulted in an extension program											
Output Indicator(s)											
1. Percentage of graduate students enrolled in research degree programs		100% (656/656)	NA	100%	100.00%	NA	NA	100%	NA	0%	

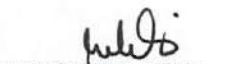
Department : State Universities and Colleges (SUCs)
Agency/Entity : Southern Luzon State University
Operating Unit : < not applicable >
Organization Code (UACS) : 08 041 0000000

Particulars	UACS CODE	Current Year Accomplishments			Physical Target (Budget Year)					Variance	Remarks
		Actual January 1 - September 30	Estimate October 1 - December 30	Total	Total	1st Quarter	2nd Quarter	3rd Quarter	4th Quarter		
1	2	3	4	5=3+4	6=7+8+9+10	7	8	9	10	11	12
2. Percentage of accredited graduate programs		93% (14/15)	NA	93%	93.00%	NA	93%	NA	NA	0%	
RESEARCH PROGRAM	3202000000000000										
Outcome Indicator(s)											
1. Number of research outputs in the last three years utilized by the industry or by other beneficiaries		3	NA	3	2	NA	1	NA	1	-1	
Output Indicator(s)											
1. Number of research outputs completed within the year		18	9	27	28	NA	3	10	15	1	
2. Percentage of research outputs published in internationally-refereed or CHED recognized journal within the year		NA	10%	10%	11%	NA	NA	NA	11%	1%	
TECHNICAL ADVISORY EXTENSION PROGRAM	3301000000000000										
Outcome Indicator(s)											
1. Number of active partnerships with LGUs, industries, NGOs, NGAs, SMEs, and other stakeholders as a result of extension activities		33	7	40	40	10	10	10	10	0	
Output Indicator(s)											
1. Number of trainees weighted by the length of training		2,449.25	750.75	3,200	3,200	360	1115	610	1115	0	
2. Number of extension programs organized and supported consistent with the SUC's mandated and priority programs		33	7	40	35	5	15	10	5	-5	
3. Percentage of beneficiaries who rate the training course/s as satisfactory or higher in terms of quality and relevance		100%	100%	100%	100%	100%	100%	100%	100%	0	


Certified Correct:


JED FRANK S. MARQUESES
Director, Planning Office
Date: November 26, 2024 09:39 AM


Certified Correct:


MARIA CRISTINE D. ABSULIO
Director, Budget Office
Date: November 26, 2024 09:39 AM

Recommending Approval By:


ARVIN N. MATIVIDAD, DIT
OIC-Vice President, AFA
Date: November 26, 2024 04:13 PM

Approved By:


FREDERICK T. VILLA, DT
University President
Date: November 26, 2024 04:52 PM